



COUNTRYMAN ASSOCIATES, INC. E6 EARSET SELECTION GUIDE

Selecting the Right E6 Earset


The E6 Earset is an unobtrusive, world-class mic that delivers high-quality voice pickup while rejecting surrounding noise and feedback. The E6 is adaptable to a wide range of applications, and we offer many customization options to best meet your specific needs. We've listed the options below, with some tips on how to choose the best E6 for you. Let's start with an example E6 part number, which represents a **1** soft boom, **2** omnidirectional, **3** for general speaking, **4** tan colored E6 with a **5** 2mm diameter cable configured for a **6** Shure wireless bodypack.

E6i O W5 T 2 SL

1 **2** **3** **4** **5** **6**

1 Flexibility: Springy, Soft, or Half-and-Half

If the mic will only be used by one person, choose the classic **E6**, which has a springy boom—once adjusted for fit, it will continually hold this shape. If many different speakers will be using the same mic, get the **E6i** with a soft, durable boom designed to be flexed repeatedly. The third option, the **E6X**, has a springy ear-loop and a soft boom, and is great when a few people will be using one mic.



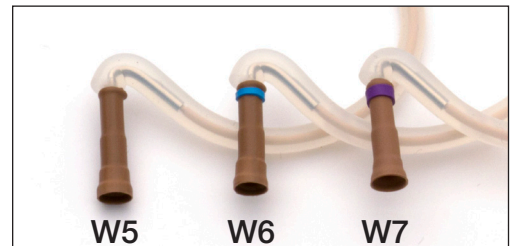
2 Polar Response: Omni or Directional

An omnidirectional (**O**) Earset rejects unwanted sound and feedback better than a lavalier almost any way you wear it, so it is very user-friendly for new and experienced users alike. It's ideal for anyone working with a PA system covering a room without stage monitors. For situations where there are loud monitors, extreme feedback, or environmental noise, choose a directional (**D**) Earset.




3 Sensitivity: W5, W6, or W7

The more sensitive a microphone is to soft sounds, the earlier it will overload at loud sounds. The W5, W6, and W7 sensitivity designators correspond to general speaking, loud speaking and vocals, and powerful vocals, respectively. For standard spoken word applications, choose the **W5**. For musical theater, or dynamic presenters, choose the **W6**. For opera singers, or other extremely loud applications only, choose the **W7**.




4 Color: Tan, Light Beige, Cocoa, or Black

Tan (**T**) is the most popular choice, because it works perfectly well for average Caucasian skin tones, as well as olive complexions. Light beige (**L**) works well in theatrical applications due to its slightly pink undertone, and is also appropriate for extremely fair skin. Cocoa (**C**) is the ideal choice for African American skin tones ranging from very light to chocolate, and black (**B**) is appropriate for extremely dark skin, or for situations where you want the mic to be visible. When in doubt, choose the darker options, as it will be more likely to blend in and draw less attention.



5 Cable Diameter: 1mm or 2mm

E6 Cables are available in two diameters: 1mm (**1**) for minimum visibility, and 2mm (**2**) for maximum durability. The 1mm cable can barely be seen when worn. The 2mm cable is slightly more visible, but provides more than 50 lbs of tensile strength.



6 Wireless Compatibility: Hundreds of Options

E6 Earsets are compatible with almost every wireless transmitter bodypack, digital audio recorder, or phantom powered XLR input. For a full list of compatible options, please visit our website (www.countryman.com/support/wireless).